

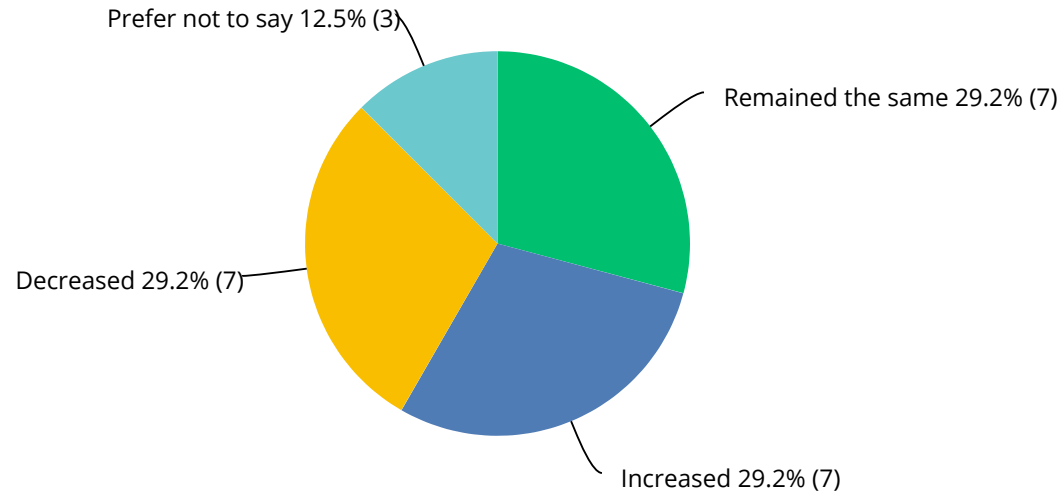


2022 BIAV Member Survey



Q1 Has your turnover...

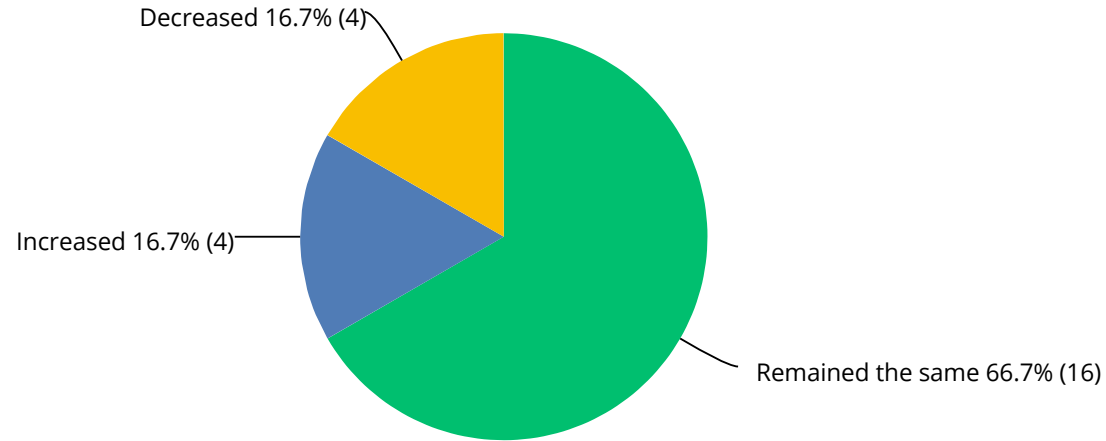
Answered: 24 Skipped: 0



ANSWER CHOICES	RESPONSES	
Remained the same	29.2%	7
I nc reas ed	29.2%	7
Dec reas ed	29.2%	7
Prefer not to say	12.5%	3
TOTAL		24

Q2 Have your staff levels...

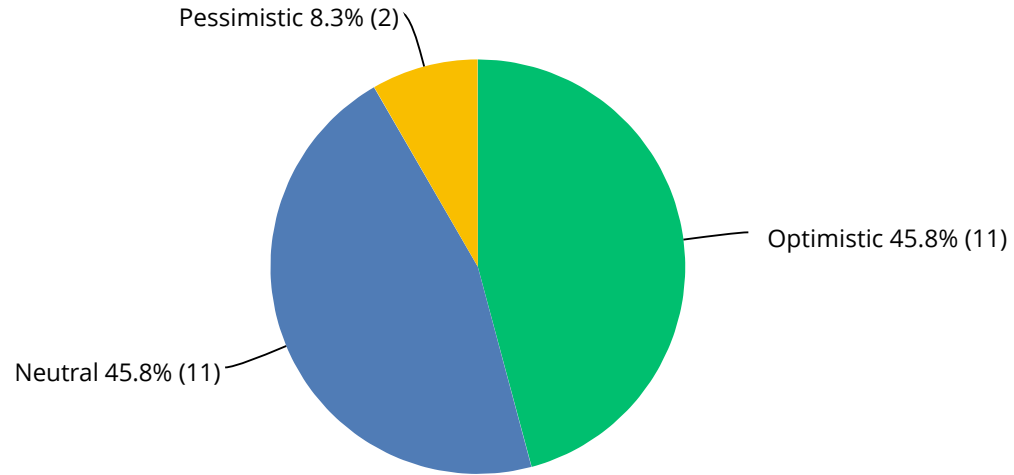
Answered: 24 Skipped: 0



ANSWER CHOICES	RESPONSES	
Remained the same	66.7%	16
I nc reas ed	16.7%	4
Dec reas ed	16.7%	4
Prefer not to say	0.0%	0
TOTAL		24

Q3 With regards to 2023 are you...

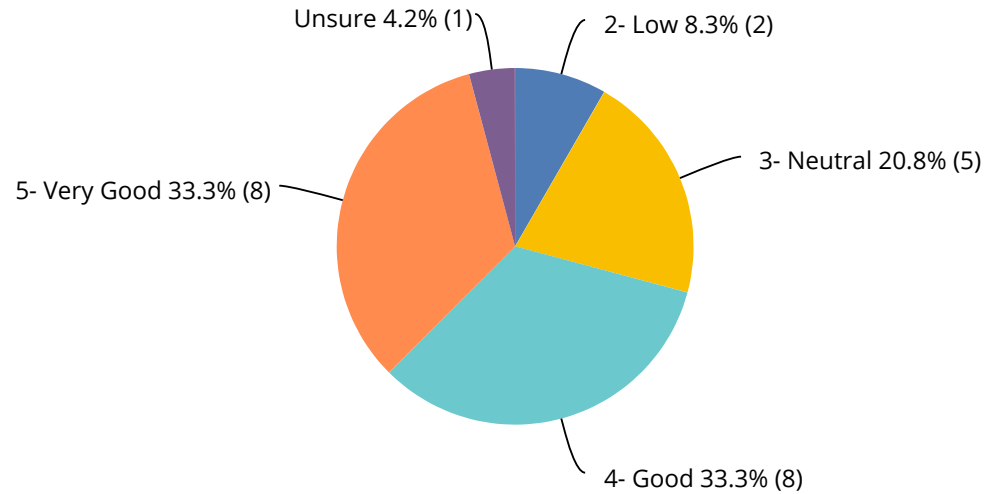
Answered: 24 Skipped: 0



ANSWER CHOICES	RESPONSES	
Optimistic	45.8%	11
Neut ral	45.8%	11
Pessimistic	8.3%	2
TOTAL		24

Q4 How would you rate the overall level of member servicing and support?

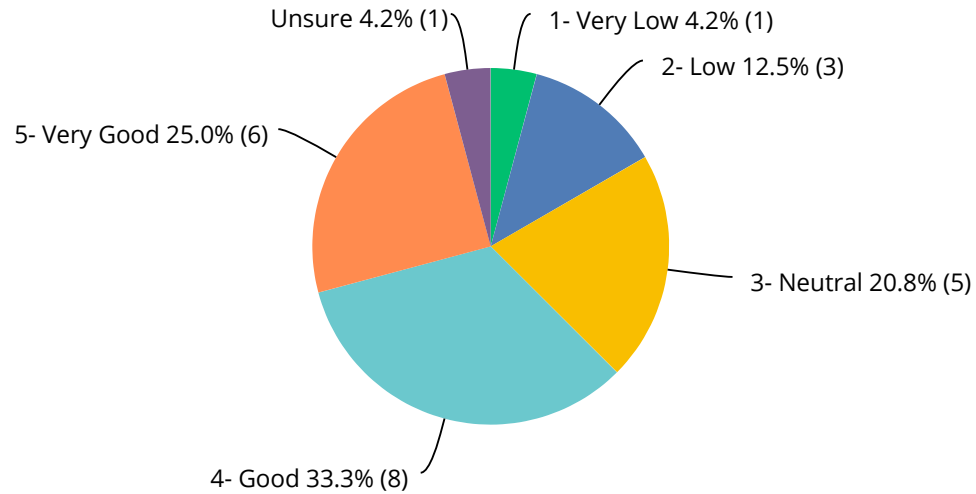
Answered: 24 Skipped: 0



	1 - VERY LOW	2 - LOW	3 - NEUTRAL	4 - GOOD	5 - VERY GOOD	UNSURE	TOTAL	WEIGHTED AVERAGE
(no label)	0.0% 0	8.3% 2	20.8% 5	33.3% 8	33.3% 8	4.2% 1	24	3.96

Q5 How would you rate the member benefits currently provided?

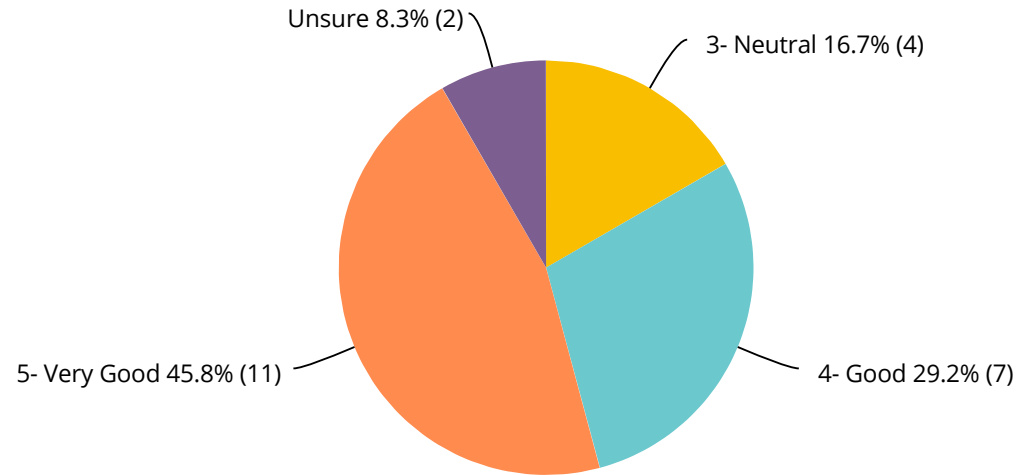
Answered: 24 Skipped: 0



	1 - VERY LOW	2 - LOW	3 - NEUTRAL	4 - GOOD	5 - VERY GOOD	UNSURE	TOTAL	WEIGHTED AVERAGE
(no label)	4.2% 1	12.5% 3	20.8% 5	33.3% 8	25.0% 6	4.2% 1	24	3.65

Q7 How would you rate the advocacy work performed by BIAV in regard to state level and other issues?

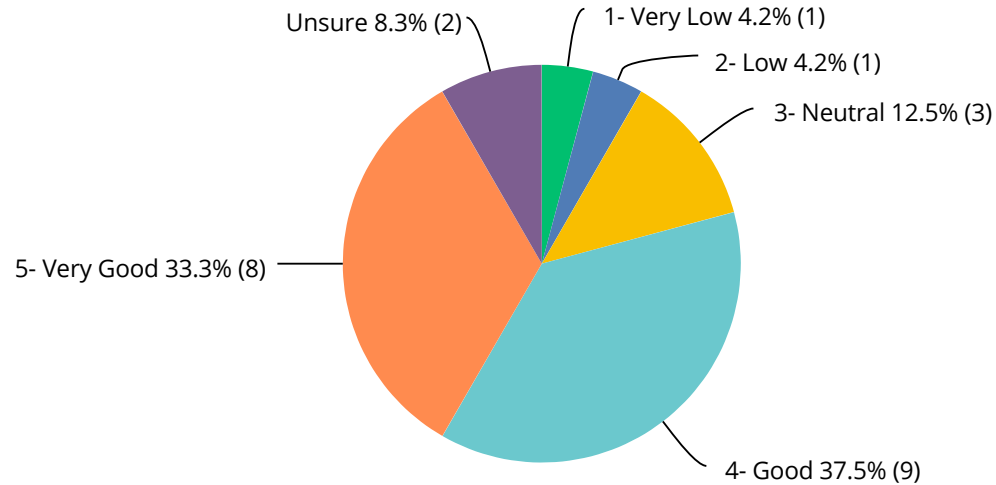
Answered: 24 Skipped: 0



	1 - VERY LOW	2 - LOW	3 - NEUTRAL	4 - GOOD	5 - VERY GOOD	UNSURE	TOTAL	WEIGHTED AVERAGE
(no label)	0.0% 0	0.0% 0	16.7% 4	29.2% 7	45.8% 11	8.3% 2	24	4.32

Q8 How would you rate BIAV’s leadership and influence at government and other stakeholder levels?

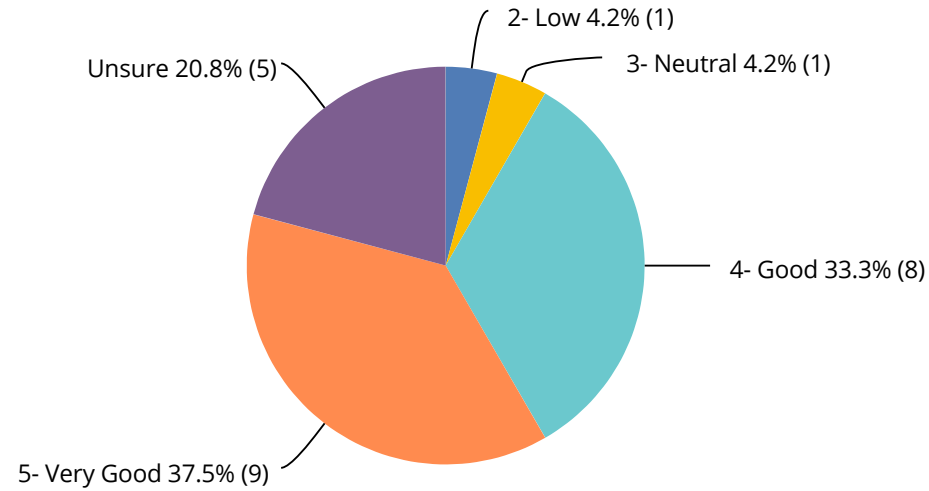
Answered: 24 Skipped: 0



	1 - VERY LOW	2 - LOW	3 - NEUTRAL	4 - GOOD	5 - VERY GOOD	UNSURE	TOTAL	WEIGHTED AVERAGE
(no label)	4.2% 1	4.2% 1	12.5% 3	37.5% 9	33.3% 8	8.3% 2	24	4.00

Q10 How would you rate BIAV's financial management?

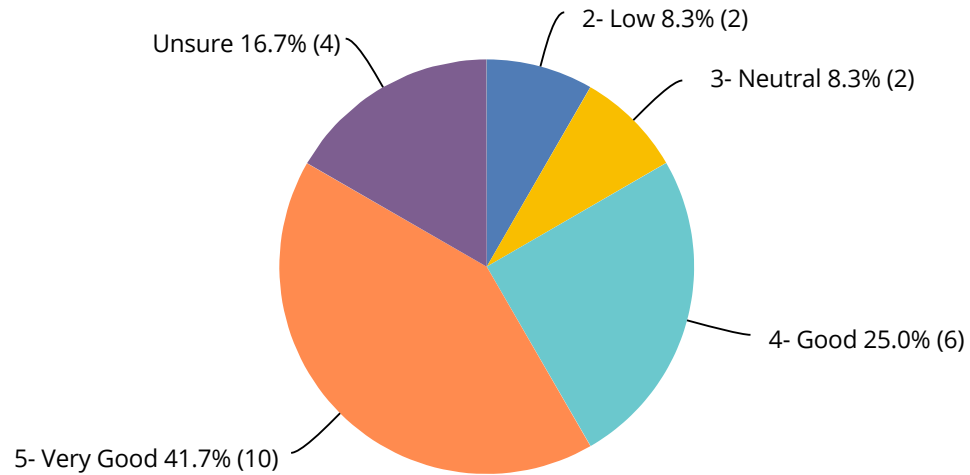
Answered: 24 Skipped: 0



	1 - VERY LOW	2 - LOW	3 - NEUTRAL	4 - GOOD	5 - VERY GOOD	UNSURE	TOTAL	WEIGHTED AVERAGE
(no label)	0.0% 0	4.2% 1	4.2% 1	33.3% 8	37.5% 9	20.8% 5	24	4.32

Q11 How would you rate BIAV’s board, committee and divisional structure and performance?

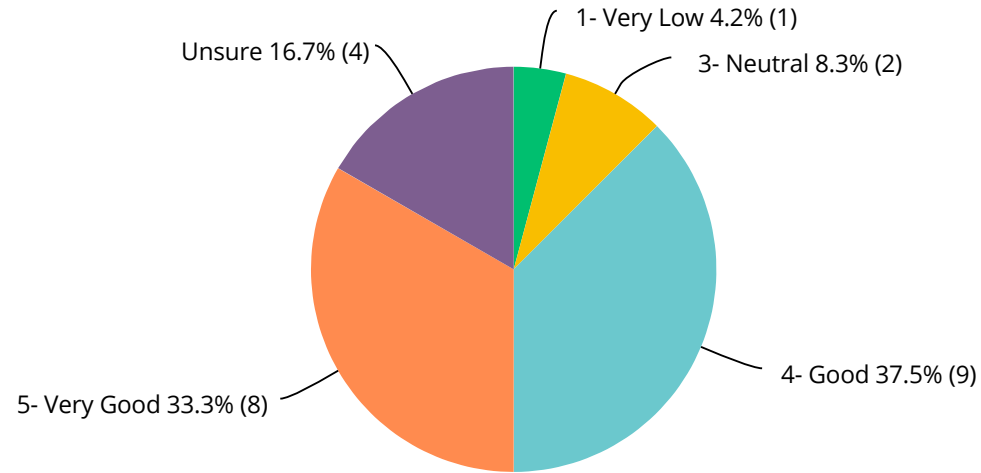
Answered: 24 Skipped: 0



	1 - VERY LOW	2 - LOW	3 - NEUTRAL	4 - GOOD	5 - VERY GOOD	UNSURE	TOTAL	WEIGHTED AVERAGE
(no label)	0.0% 0	8.3% 2	8.3% 2	25.0% 6	41.7% 10	16.7% 4	24	4.20

Q13 How would you rate BIAV's overall performance and delivering the 2022 Melbourne Boat Show

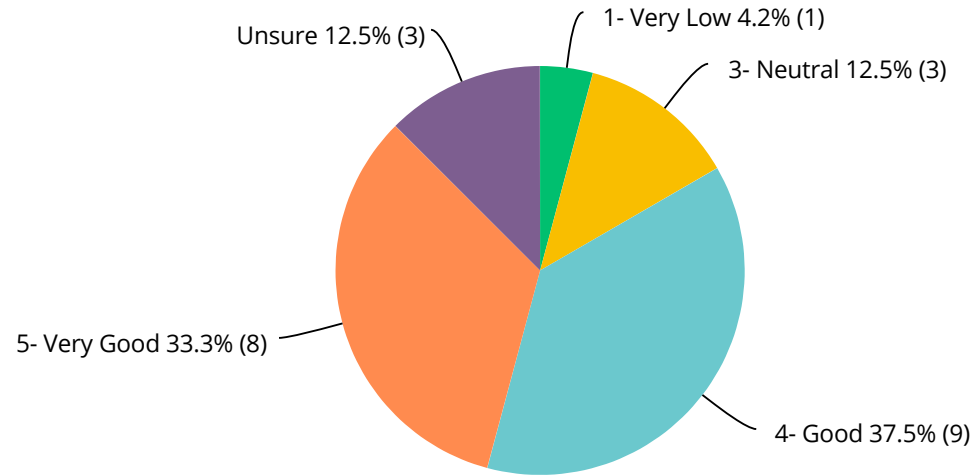
Answered: 24 Skipped: 0



	1 - VERY LOW	2 - LOW	3 - NEUTRAL	4 - GOOD	5 - VERY GOOD	UNSURE	TOTAL	WEIGHTED AVERAGE
(no label)	4.2% 1	0.0% 0	8.3% 2	37.5% 9	33.3% 8	16.7% 4	24	4.15

Q14 How would you rate BIAV's overall performance at planning for future Boat Shows and events

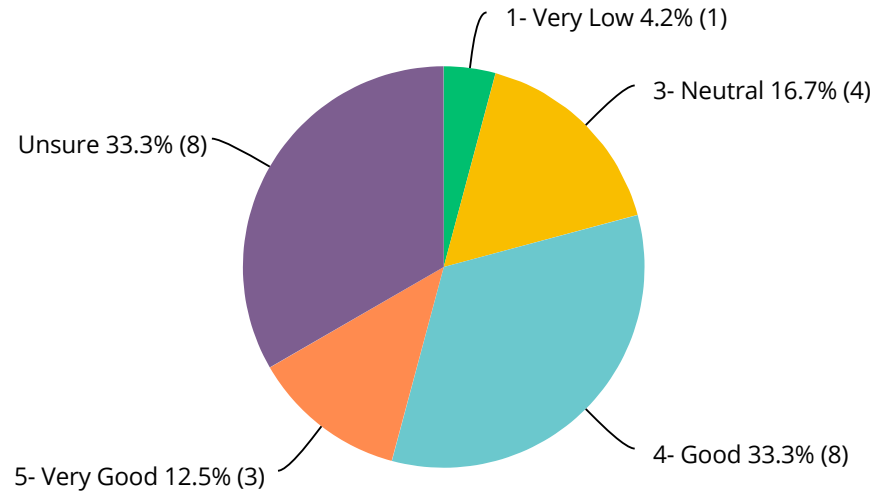
Answered: 24 Skipped: 0



	1 - VERY LOW	2 - LOW	3 - NEUTRAL	4 - GOOD	5 - VERY GOOD	UNSURE	TOTAL	WEIGHTED AVERAGE
(no label)	4.2% 1	0.0% 0	12.5% 3	37.5% 9	33.3% 8	12.5% 3	24	4.10

Q16 How would you rate BIAV's performance at influencing positive relations between employers, educators (TAFEs) and potential apprentices?

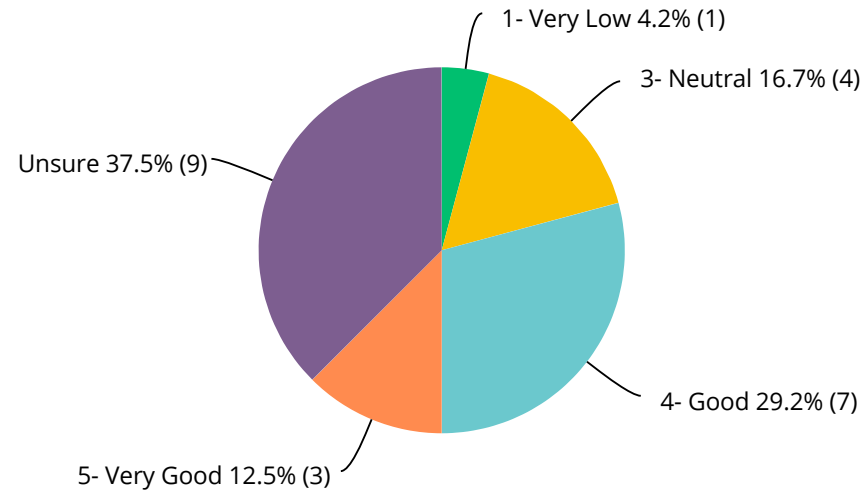
Answered: 24 Skipped: 0



	1 - VERY LOW	2 - LOW	3 - NEUTRAL	4 - GOOD	5 - VERY GOOD	UNSURE	TOTAL	WEIGHTED AVERAGE
(no label)	4.2% 1	0.0% 0	16.7% 4	33.3% 8	12.5% 3	33.3% 8	24	3.75

Q17 How would you rate BIAV's performance at helping to eliminate course shortcomings and skills shortages?

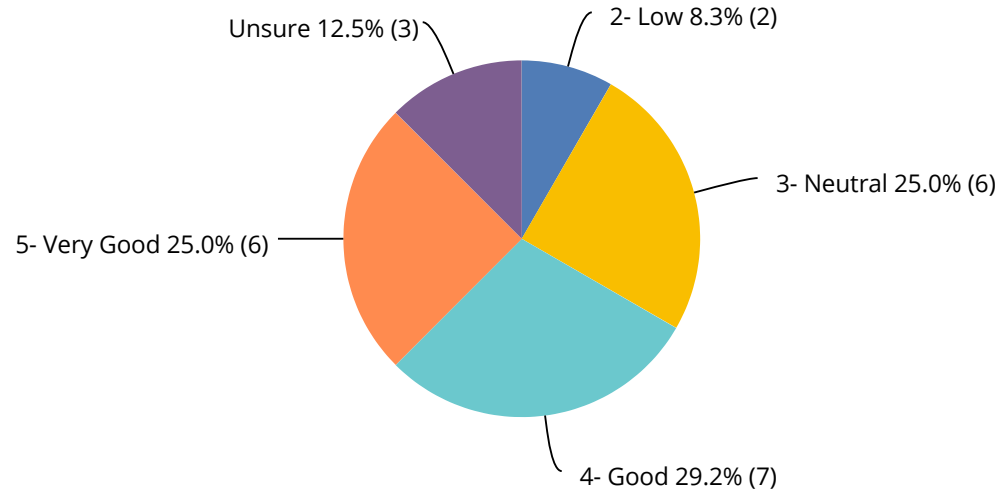
Answered: 24 Skipped: 0



	1 - VERY LOW	2 - LOW	3 - NEUTRAL	4 - GOOD	5 - VERY GOOD	UNSURE	TOTAL	WEIGHTED AVERAGE
(no label)	4.2% 1	0.0% 0	16.7% 4	29.2% 7	12.5% 3	37.5% 9	24	3.73

Q19 How would you rate the effectiveness of Discover Boating and the associated platforms?

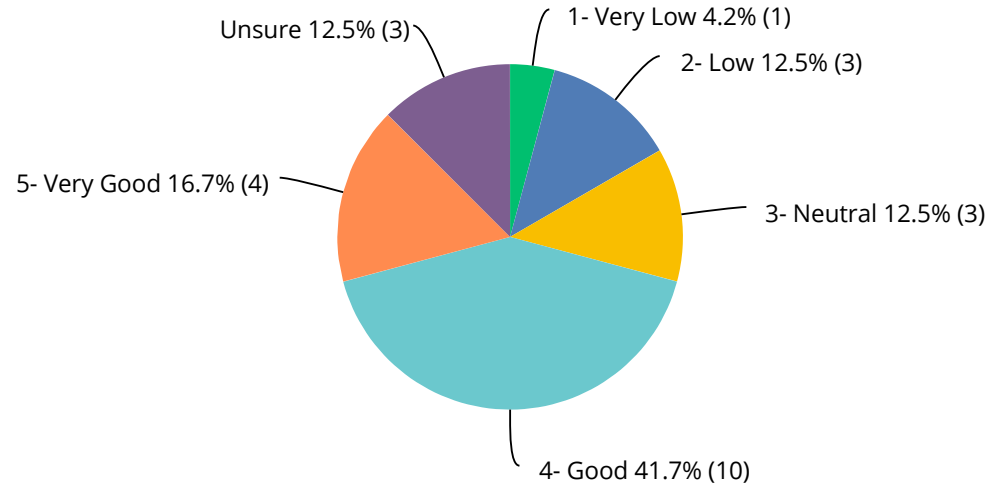
Answered: 24 Skipped: 0



	1 - VERY LOW	2 - LOW	3 - NEUTRAL	4 - GOOD	5 - VERY GOOD	UNSURE	TOTAL	WEIGHTED AVERAGE
(no label)	0.0% 0	8.3% 2	25.0% 6	29.2% 7	25.0% 6	12.5% 3	24	3.81

Q20 How would you rate BIAV's performance at delivering 'calls to action' or other participation activities?

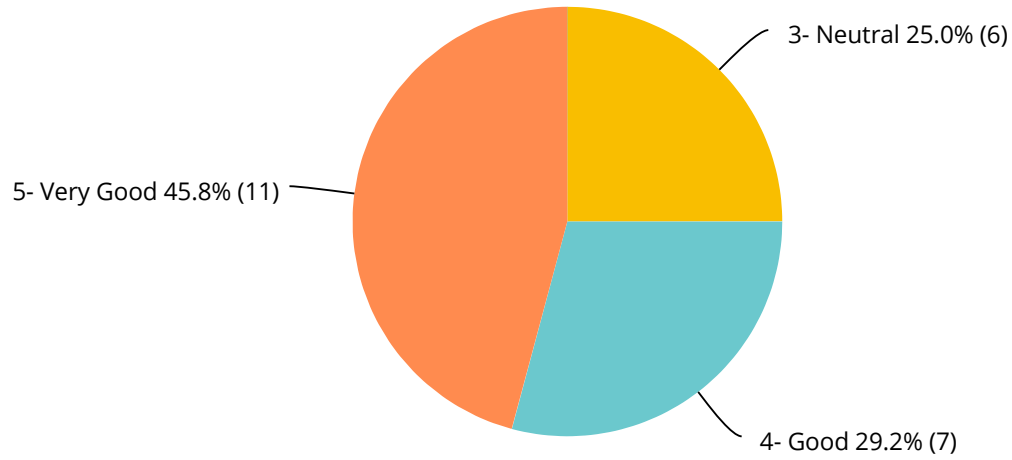
Answered: 24 Skipped: 0



	1 - VERY LOW	2 - LOW	3 - NEUTRAL	4 - GOOD	5 - VERY GOOD	UNSURE	TOTAL	WEIGHTED AVERAGE
(no label)	4.2% 1	12.5% 3	12.5% 3	41.7% 10	16.7% 4	12.5% 3	24	3.62

Q22 How do you find BIAV's overall communications to members?

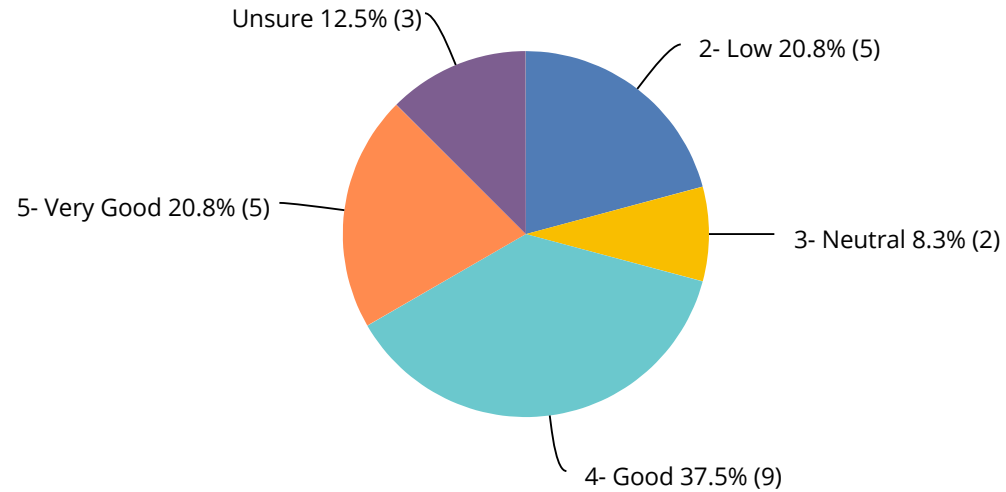
Answered: 24 Skipped: 0



	1 - VERY LOW	2 - LOW	3 - NEUTRAL	4 - GOOD	5 - VERY GOOD	UNSURE	TOTAL	WEIGHTED AVERAGE
(no label)	0.0% 0	0.0% 0	25.0% 6	29.2% 7	45.8% 11	0.0% 0	24	4.21

Q23 How do you find BIAV's communications to the wider boating community?

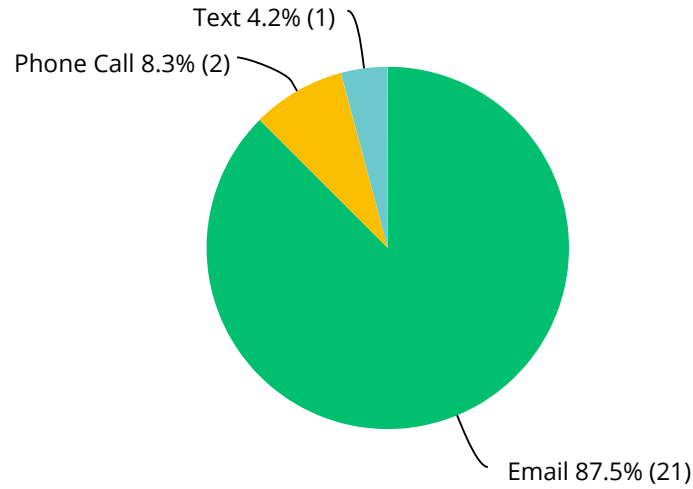
Answered: 24 Skipped: 0



	1 - VERY LOW	2 - LOW	3 - NEUTRAL	4 - GOOD	5 - VERY GOOD	UNSURE	TOTAL	WEIGHTED AVERAGE
(no label)	0.0% 0	20.8% 5	8.3% 2	37.5% 9	20.8% 5	12.5% 3	24	3.67

Q24 How do you prefer to stay in touch with BIAV?

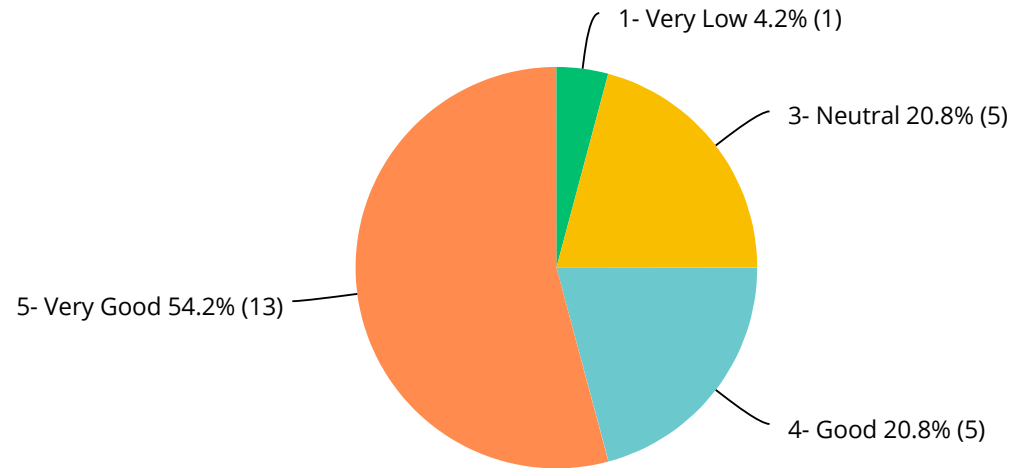
Answered: 24 Skipped: 0



ANSWER CHOICES	RESPONSES	
Email	87.5%	21
Mail	0.0%	0
Phone Call	8.3%	2
Text	4.2%	1
Website	0.0%	0
TOTAL		24

Q26 How much do you value your membership of and association with BIAV?

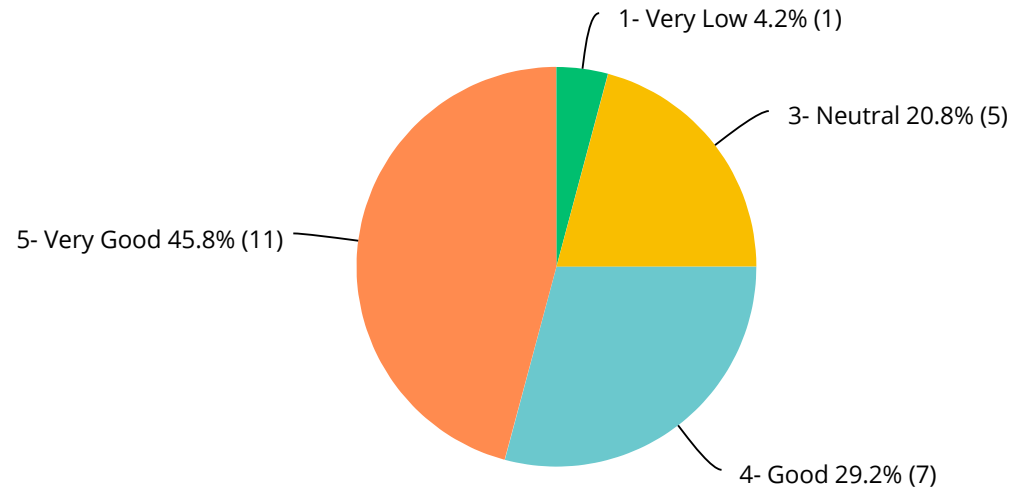
Answered: 24 Skipped: 0



	1 - VERY LOW	2 - LOW	3 - NEUTRAL	4 - GOOD	5 - VERY GOOD	TOTAL	WEIGHTED AVERAGE
(no label)	4.2% 1	0.0% 0	20.8% 5	20.8% 5	54.2% 13	24	4.21

Q27 How likely would you be to recommend BIAV to a like business, to become a member?

Answered: 24 Skipped: 0



	1 - VERY LOW	2 - LOW	3 - NEUTRAL	4 - GOOD	5 - VERY GOOD	TOTAL	WEIGHTED AVERAGE
(no label)	4.2% 1	0.0% 0	20.8% 5	29.2% 7	45.8% 11	24	4.13